



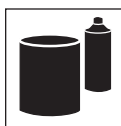
DuPont Automotive

## ChromaClear® Multi-Use V-7500S

### Description

ChromaClear® V-7500S is a versatile, two-component, VOC-compliant, urethane clearcoat for use in spot, panel and overall refinishing of OEM base/clear finishes. V-7500S provides easy application and good build in two coats, and is well suited for cross-flow and downdraft booth conditions.

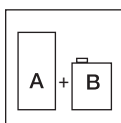
### General Information



#### Components

- V-7500S - ChromaClear® V-Series Multi-Use
- V-7565S - Low Temp Activator-Reducer
- V-7575S - Panel Activator-Reducer
- V-7585S - Overall Activator-Reducer
- V-7595S - Overall/High Temp Activator-Reducer
- 7601S - Blender

	60°F	70°F	80°F	90°F
<b>Spot</b>	V-7565S	V-7565S	V-7575S	V-7575S
<b>Panel</b>	V-7565S	V-7575S	V-7585S	V-7585S
<b>Overall</b>	V-7575S	V-7585S	V-7595S	V-7595S



#### Mix Ratio/Viscosity

Combine the components either by volume or weight and then mix thoroughly.


	Volume	Weight (cumulative qt)
V-7500S Clear	4	707.6 grams
V-7575S Activator-Reducer	1	902.0 grams (sprayable qt)

#### Viscosity

16 - 18 seconds in a Zahn #2 (DuPont M-222) cup.

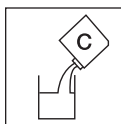
#### Tips for Success

Use mixing stick for accurate measurements.



#### Pot Life

2 hours at 70°F.




#### Additives

- Accelerator: 189S; use 1 - 1½ ounces per ready-to-spray quart.
- Fish Eye Eliminator: 459S; use ¼ - ½ ounce per ready-to-spray quart.
- Flex Additive: 2350S; see Specialty Procedures section (Plastic/Flexible Parts).
- Reducer: 1075S/1085S/1095S; use 5 - 10% to improve flow and leveling.
- Retarder: Not required.

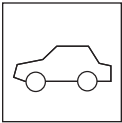
Note: Use of reducer may result in VOC non-compliance.

# ChromaClear® Multi-Use V-7500S



## Basecoats

ChromaBase®  
ChromaPremier™  
Cromax WBC®



## Substrates

ChromaBase®  
ChromaPremier™  
Cromax WBC®  
Adhesion Promoter 222S for blend areas



## Surface Preparation

For application over a properly prepared basecoat repair:

- Mask the entire vehicle to prevent overspray from sticking.
- Allow basecoat to dry 15 - 30 minutes.
- Extend basecoat dry time to 30 minutes when applying several base color coats and/or in cooler shop conditions.



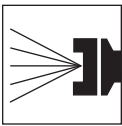
## Gun Setups\*

### Conventional

Siphon Feed: 1.5 mm - 1.7 mm (.059" - .067")  
Gravity Feed: 1.4 mm - 1.6 mm (.055" - .063")

### HVLP

Siphon Feed: 1.5 mm - 1.7 mm (.059" - .067")  
Gravity Feed: 1.5 mm - 1.7 mm (.059" - .067")



## Air Pressure\*

### Conventional

Siphon Feed:	40 - 45 psi @ the gun.	45 - 50 psi @ the gun.
Gravity Feed:	35 - 45 psi @ the gun.	40 - 45 psi @ the gun.

### HVLP

	6 - 8 psi @ the gun cap.	8 - 10 psi @ the gun cap.
--	--------------------------	---------------------------

\*The listed setups cover the usual range for various application equipment. For information on specific manufacturers' equipment, see the Appendix section titled "Equipment Information."



## Application

Apply 2 medium-wet coats.



## Flash/Dry Times

### Air Dry

Flash between Coats:	10 minutes.
Dust Free:	10 - 15 minutes.
Time to Handle (Assemble):	Overnight.
Time to Polish:	Overnight.
Time to Stripe:	Overnight.
Time to Deliver:	Overnight.
Time to Decal:	After 72 hours.

## ChromaClear® Multi-Use V-7500S

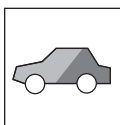
### Flash/Dry Times (continued)

#### Force Dry

Flash before Force Dry:	10 minutes.
Cycle Time:	30 minutes @ 140°F.
Dust Free:	At cool down.
Time to Handle (Assemble):	After cool down.
Time to Polish:	2 hours after cool down.
Time to Stripe:	2 hours after cool down.
Time to Deliver:	2 hours after cool down.
Time to Decal:	48 - 72 hours; 24 - 48 hours with 189S.

#### Infrared Dry

Refer to the Infrared Guide for setup recommendations.



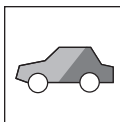
### Blending

Panel repair is the approved procedure for clearcoat warranty repairs. This allows the refinisher to attain the recommended film builds. If the refinisher chooses to blend, use 7601S or ChromaSystem™ Reducer (1075S or 1085S).

- Blend the last coat of clear with the remaining clearcoat in the cup, over-reduced with blending solvent/reducer. (Use 1 - 2 parts blending solvent/reducer to 1 part ready-to-spray clear.)
- After the final coat of clear has been blended with the mixture of solvent/reducer and clear, further reduce the mixture and use the same gun to finish melting in the edge.

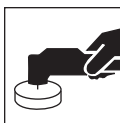
### Tips for Success

For sail panel blending, be sure 222S is applied beyond the intended clearcoat area.



### Recoatability/Re-repair

V-7500S may be recoated during any stage of dry or cure. If recoating after 24 hours, scuff sand with 1200 - 1500 grit.



### Polishing

#### Optimum Times

Air Dry:	Overnight.
Force Dry:	2 hours after cool down.

#### Sanding

Use 1500 grit wet or finer. Or use P1500 DA or finer.

#### Compounding

Use finishing compound. Apply a thin ribbon of material to the area to be polished. Use a double-sided wool polishing pad or a foam pad. Maintain air polisher or variable speed buffer at 1800 - 3000 rpm. Remove excess finishing compound with a clean soft cloth prior to applying finishing polish.


#### Polishing

Use finishing polish (shake well before using). Apply a ribbon of material to work a 2 - 3 foot square area. Use a foam pad or a terry cloth cover. Maintain a variable speed buffer or an orbital polisher at 1200 - 1800 rpm. Keep the polisher/buffer moving at all times. Overlap each pass approximately 50%. As finishing polish begins to dry, stop polishing. Wipe off excess finishing polish with a clean soft cloth. Hand buff with a clean soft cloth as a finishing touch.

### Tips for Success

- Do not use medium to heavy-duty compounds. Use clean cloths and pads to insure that the clear does not get scratched with dirt particles from old or re-used cloths or pads.
- Do not wax for the first 120 days after painting.

## ChromaClear® Multi-Use V-7500S



---

### Cleanup

Clean spray equipment as soon as possible with DuPont Lacquer Thinner.

---

### Physical Properties

VOC: 4.4 lbs/gal ready-to-spray.

Theoretical Coverage: 591 sq. ft. per ready-to-spray gallon at 1 mil.

Weight Solids: 44.3% ready-to-spray.

Volume Solids: 37.6% ready-to-spray.

Recommended Dry Film Thickness: 1.8 - 2.2 mils in 2 coats.

Flash Point: See MSDS.

---

### VOC Regulated Areas

These directions refer to the use of products which may be restricted or require special mixing instructions in VOC regulated areas. Follow mixing and usage recommendations in the VOC Compliant Products Chart for your area.

---

### Safety and Handling

Before using any DuPont product, be sure to read all safety directions and warnings. WEAR A POSITIVE-PRESSURE, SUPPLIED AIR RESPIRATOR (NIOSH TC-19C), EYE PROTECTION, GLOVES AND PROTECTIVE CLOTHING WHILE MIXING ACTIVATOR WITH PAINT, DURING APPLICATION AND UNTIL ALL VAPORS AND SPRAY MISTS ARE EXHAUSTED. Follow respirator manufacturer's directions for respirator use. INDIVIDUALS WITH HISTORY OF LUNG OR BREATHING PROBLEMS OR PRIOR REACTION TO ISOCYANATES SHOULD NOT BE EXPOSED TO THIS PRODUCT. Do not permit anyone without protection in the painting area. This product is intended for industrial use only by professional, trained painters.

